



COMPOSITIONS™

Infinity

 Infinity®

THE ART OF COMPOSING

Composing, by definition, is the art of bringing together musical elements. When performed with consummate skill and precisely chosen ingredients, the whole, as they say, emerges greater than the sum of its parts. Such is the case with Compositions, the breakthrough home entertainment speaker system that represents the next generation of Infinity speaker development.

Historically, sound and video technology advanced separately. Only recently, with large screen television and digital sound, have the technologies caught up with one another. The result is a combination so impressive that viewers no longer need to rely on imagination to enhance their home entertainment experience. The awesome demands of digital sound however, have created completely new requirements for speakers.

Bringing a sound track to life is equally as complex as reproducing recorded music. Speakers must cover a bandwidth of sound wide enough to handle sound effects, dialog, music and provide optimum ambience. Of course, Infinity's twenty-five years of leadership in sound reproduction have made achieving this infinitely easier. After all, our speakers have accurately delivered the subtleties of recorded music for years. In addition to reproducing recorded music exquisitely, the Compositions system takes the next step, bringing together all of the elements required to recreate a true theater experience in the home. In this respect, Compositions has become the vanguard in a new era of speaker development.

COMPOSITIONS™

SOUNDS OF MUSIC

Infinity recognizes the mystical and inspirational quality of music and the effect of beautiful sound on the spirit. It is Infinity's commitment to delivering this feeling that has led to the development of speakers that provide the highest level of musical fulfillment. Compositions loudspeakers reproduce music as it should be heard, with body and soul.

SOUNDS OF CINEMA

Infinity Compositions is a system so advanced, it elevates the entire home theater experience. Each component of Compositions is designed to deliver specific elements of a soundtrack. When brought together, composed if you will, they deliver a performance that fills your environment with sonic splendor.

SIMPLICITY

The system's ease of installation is only matched by the ease of operation.



EXCEPTIONAL PERFORMANCE, EXQUISITE DESIGN

By enhancing music and special effects with deep, realistic bass, Compositions' sleek left and right full range column speakers lay the groundwork for the entire listening experience. The key is an integrated twelve inch powered subwoofer that not only eliminates the need for a separate subwoofer, but also simplifies the installation of the system. Most impressively, these slender, six inch wide speakers require only minimal power to produce sound levels greater than those of a movie theater. The result is a full cinematic experience that is felt as much as it is heard.

VISUAL STYLE

The style of Compositions is as impressive as the sound, effortlessly blending into the surrounding decor.

LIFESTYLE FLEXIBILITY

The performance is all-encompassing, seemingly unaffected by where the listener is seated.


CLEAR VOICES, DISTINCT DIALOG

The familiarity of the human voice makes it the one acoustic element we are most critical of as listeners. With its high efficiency, high output design, the Compositions center channel delivers crisp, clear, natural dialog. In addition, the Compositions center channel is voice matched to the complete system. Perfectly balanced in timbre, as characters move across the screen, dialog in turn moves with them.

D

RAMATIC AMBIENCE & SOUND EFFECTS

The realistic sound effects and ambience so critical to the excitement of the cinema experience are delivered with ease by the Compositions Quadrapole surround speakers. Their advanced design effortlessly recreates the three dimensional characteristics of movie sound tracks. Additionally, Quadrapole surround speakers feature a versatile, shallow profile that can accommodate any installation. They can be mounted in or on walls, positioned on shelves or mounted on brackets. As a result, the Quadrapole surrounds blend invisibly into their surrounding environment.




COMPATIBILITY

While an advanced system, Compositions functions comfortably with all levels of current and future electronics.

EFFICIENCY

The powerful performance of Compositions belies the minimal power and number of components required to achieve it.



ADVANCED TECHNOLOGY



4-WAY FULL RANGE SPEAKER




3-WAY CENTER CHANNEL

ADVANCED SURROUND SOUND TECHNOLOGY

- Unique Quadrapole design provides non-specific sound source for ideal surround sound.
- Flexible placement options allows mounting on side walls, back wall or ceiling.
- Versatile mounting capabilities. Suitable for on-wall, in-wall, shelf, or bracket mount (OmniMount® 50 Series).



QUADRAPOLE SURROUND



ON-WALL



IN-WALL



ON-SHELF



ON-BRACKET

VOICE MATCHING

- Uses identical center section of full range tower speakers.
- Integrates sonically with TV screen to reinforce bass response.
- Magnetic shielding preserves picture integrity.
- Adjustable vertical tilt range of 25 degrees assures ideal sound coverage.

HIGH EFFICIENCY/HIGH OUTPUT

- Revolutionary transducer design results in 4 to 6 times increased efficiency versus comparable drivers.
- 4-way design yields ultra-wide bandwidth to provide rich harmonic structure.
- Generates earth-shaking bass response from a surprisingly small enclosure (less than 1 cubic foot).
- Integrated system design simplifies placement and installation.



Quadrapole Surround Speaker

THE INFINITY HERITAGE

Since 1968, the pursuit of perfect sonic reproduction has been the sole mission of Infinity. From our pioneering work incorporating aerospace materials and technology into the science of acoustic design, to our current redefining of home entertainment, we have accepted nothing less than absolute perfection. To that end, Infinity has led in the development of products that provide the details, clarity, dynamics and subtle nuances required to recreate live performances in the most accurate and realistic way possible. Our past achievements encompass the history of loudspeaker development, just as our present design advances surely constitute its future. With Compositions, we have created the system that will not only lead listeners into that future, but will become the standard against which all other systems are judged.

PRODUCT SPECIFICATIONS

4-WAY FULL RANGE/LEFT AND RIGHT SPEAKERS MODEL P-FR	3-WAY CENTER CHANNEL MODEL P-CC	QUADRAPOLE SURROUND MODEL P-QPS
PERFORMANCE DATA	PERFORMANCE DATA	PERFORMANCE DATA
FREQUENCY RANGE: 25-20,000Hz +/- 2dB 35-20,000Hz (-6dB 25Hz)	FREQUENCY RANGE: 80-20,000Hz +/- 2dB 120-20,000Hz (-10dB 80Hz)	FREQUENCY RANGE: 50-15,000Hz +/- 2dB 80-10,000Hz (spatially averaged)
SENSITIVITY: 96dB spl 1m/2.83V (anechoic conditions)	SENSITIVITY: 96dB spl 1m/2.83V (anechoic conditions)	SENSITIVITY: .90dB spl 1m/2.83V (spatially averaged)
IMPEDANCE: 6Ω	IMPEDANCE: 6Ω	IMPEDANCE: 8Ω
MAXIMUM PEAK OUTPUT: 118dB spl on program	MAXIMUM PEAK OUTPUT: 118dB spl on program	MAXIMUM PEAK OUTPUT: 110dB spl on program
AMPLIFIER REQUIREMENTS: Recommended for use with amplifiers 10-150W (8Ω)	AMPLIFIER REQUIREMENTS: Recommended for use with amplifiers 10-150W (8Ω)	AMPLIFIER REQUIREMENTS: Suitable for use with amplifiers 10-100W (8Ω)
DRIVE UNITS	DRIVE UNITS	DRIVE UNITS
LOW FREQUENCY: 1 x 12" (300mm) high efficiency, long throw, linear motor, magnetically shielded	LOW-FREQUENCY: 2 x 5 1/4" (125mm) high efficiency, long throw, magnetically shielded	LOW-FREQUENCY: 1 x 5 1/4" (125mm) high efficiency, long throw
LOWER MID: 4 x 5 1/4" (125mm) high efficiency, long throw, magnetically shielded	MID: 2 x 4" (100mm) high efficiency, polypropylene diaphragm magnetically shielded	MID/HIGH-FREQUENCY: 4 x 3 1/2" (90mm) high output, neodymium magnet
UPPER MID: 2 x 4" (100mm) high efficiency, polypropylene diaphragm, magnetically shielded	HIGH FREQUENCY: 1 x 1" (25mm) soft dome, high efficiency, neodymium magnet, magnetically shielded, elliptical wave guide	CROSSOVER FREQUENCY: 350Hz
HIGH FREQUENCY: 1 x 1" (25mm) soft dome, high efficiency, neodymium magnet, magnetically shielded, elliptical wave guide	CROSSOVER FREQUENCIES: 350, 3,000Hz	
AMPLIFIER Built-in power amplifier for low-frequency section		
PEAK OUTPUT: 350VA		
POWER SUPPLY: AC 120V, 60Hz		
POWER CONSUMPTION: 300W Max/8W Standby		
DIMENSIONS:	DIMENSIONS:	DIMENSIONS:
54 1/8" (1375mm) high x 19 5/8" (500mm) deep x 7 5/8" (194mm) wide	6.5" (165mm) high x 7 5/8" (194mm) deep x 23" (585mm) wide	10" (245mm) high x 4 1/2" (114mm) deep x 13 7/8" (353mm) wide
WEIGHT: 78 lb (34.5kg)	WEIGHT: 21.2 lb (9.65kg)	WEIGHT: 7 lb (3.2kg)



There is Nothing Beyond Infinity.™